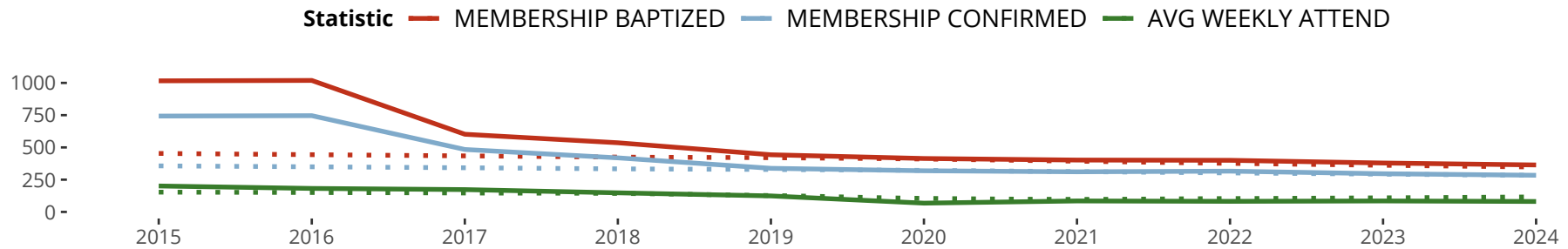


Statistical Profile for: Saint Paul Lutheran Church

**Based on annual statistics reported by the congregation.*

Oak Lawn, IL | Northern Illinois District | Last Reporting Year: 2024

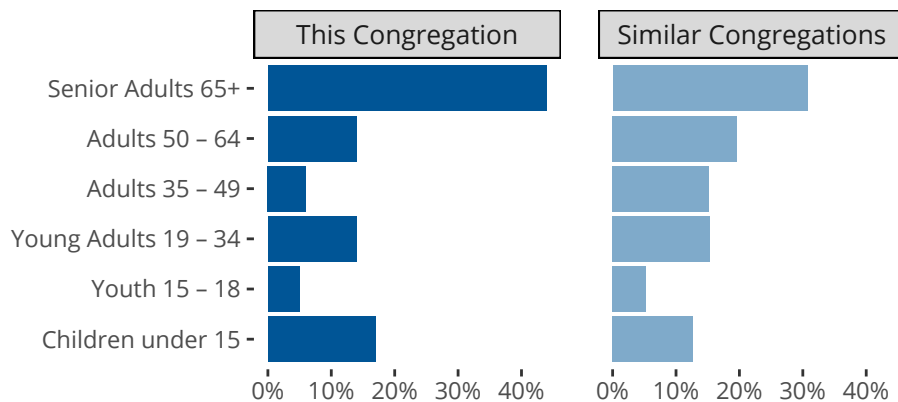
Ten Year Trends for the Congregation in Membership and Attendance



B -	1016	1019	602	536	443	414	402	400	379	364
C -	743	746	484	419	338	319	311	316	296	284
A -	201	182	173	148	124	68	85	82	85	81

The dotted lines represent the average statistics of congregations with similar Confirmed Membership today.

Comparing Age Demographics of Members



Attendance and Annual Gains

	Congregation	Similar
Attendance		
Weekly Average -	81	114
Weekly Visitors -	2	9
Percent Visitors -	2.5%	8.1%
Gains		
Child Baptisms -	0	4
Junior Confirmations -	0	3
Adult Confirmations -	0	2


Similar congregations are other LCMS congregations with similar Confirmed Membership to this congregation.

Statistical Profile for: Saint Paul Lutheran Church

**Based on annual statistics reported by the congregation.*

Oak Lawn, IL | Northern Illinois District | Last Reporting Year: 2024

Financial Comparison with Similar Size Congregations



*The curve represents the distribution of congregations with similar Confirmed Membership.
 The solid blue line represents the value of this congregation's current statistic.
 The dashed gray line represents the average value among similar congregations.*

Statistical Comparison With District and Synod

	Value	Percentile District	Percentile Synod		Value	Percentile District	Percentile Synod
People				Financials			
Baptized Membership -	364	70%	78%	Contributions -	\$406,800	73%	78%
Confirmed Membership -	284	70%	78%	Contribs per Cnf. Member -	\$1,432	61%	57%
Worship Attendance -	81	57%	64%	At-Home Expenses -	\$207,600	40%	54%
Attendance : Baptized Ratio -	22%	19%	13%	Expenses per Bpt. Member -	\$570	7%	19%

Percentile is the congregation's rank as a percentage of the whole (e.g. 50% would be the middle ranking and 99% would be the highest).

If any data on this report is missing, it most likely means the data was not reported for the given year.