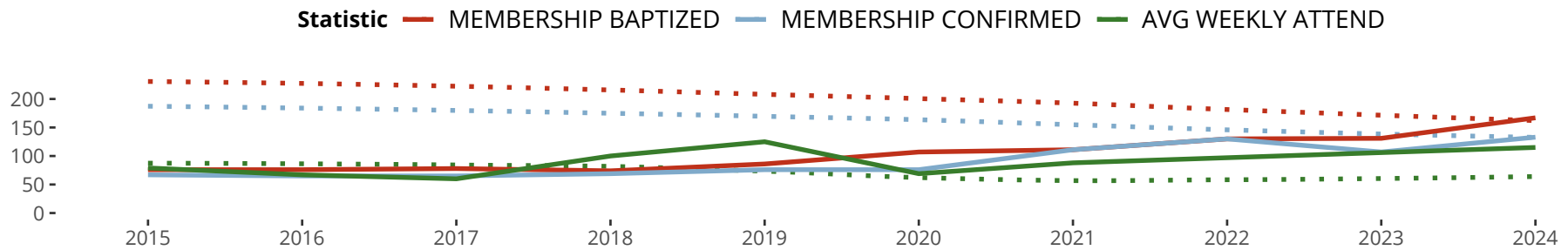


Statistical Profile for: University Lutheran Church

**Based on annual statistics reported by the congregation.*

West Lafayette, IN | Indiana District | Last Reporting Year: 2024

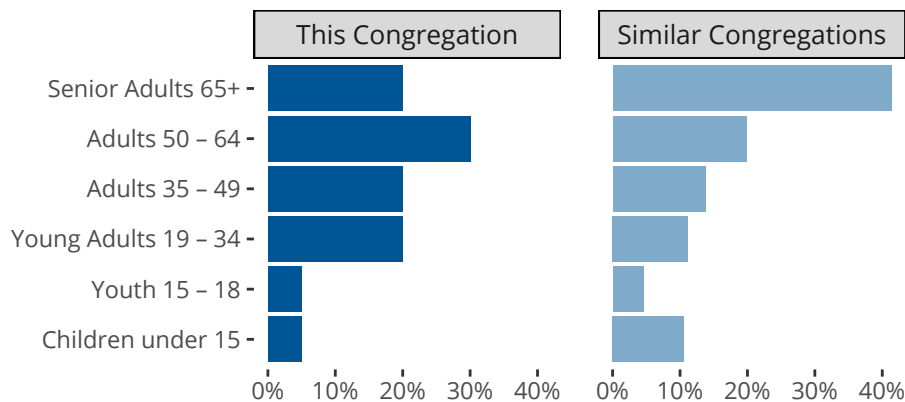
Ten Year Trends for the Congregation in Membership and Attendance



B -	76	76	78	74	86	107	111	130	131	167
C -	67	65	65	69	76	76	111	130	107	133
A -	79	67	60	100	125	69	88	97	106	115

The dotted lines represent the average statistics of congregations with similar Confirmed Membership today.

Comparing Age Demographics of Members



Attendance and Annual Gains

	Congregation	Similar
Attendance		
Weekly Average -	115	63
Weekly Visitors -	80	5
Percent Visitors -	69.6%	7.5%
Gains		
Child Baptisms -	3	3
Junior Confirmations -	1	1
Adult Confirmations -	4	2


Similar congregations are other LCMS congregations with similar Confirmed Membership to this congregation.

Statistical Profile for: University Lutheran Church

*Based on annual statistics reported by the congregation.

West Lafayette, IN | Indiana District | Last Reporting Year: 2024

Financial Comparison with Similar Size Congregations



The curve represents the distribution of congregations with similar Confirmed Membership.
 The solid blue line represents the value of this congregation's current statistic.
 The dashed gray line represents the average value among similar congregations.

Statistical Comparison With District and Synod

	Value	Percentile District	Percentile Synod		Value	Percentile District	Percentile Synod
People				Financials			
Baptized Membership -	167	41%	53%	Contributions -	\$212,331	53%	57%
Confirmed Membership -	133	42%	52%	Contribs per Cnf. Member -	\$1,596	67%	64%
Worship Attendance -	115	66%	77%	At-Home Expenses -	\$262,356	57%	63%
Attendance : Baptized Ratio -	69%	93%	88%	Expenses per Bpt. Member -	\$1,571	70%	66%

Percentile is the congregation's rank as a percentage of the whole (e.g. 50% would be the middle ranking and 99% would be the highest).

If any data on this report is missing, it most likely means the data was not reported for the given year.