

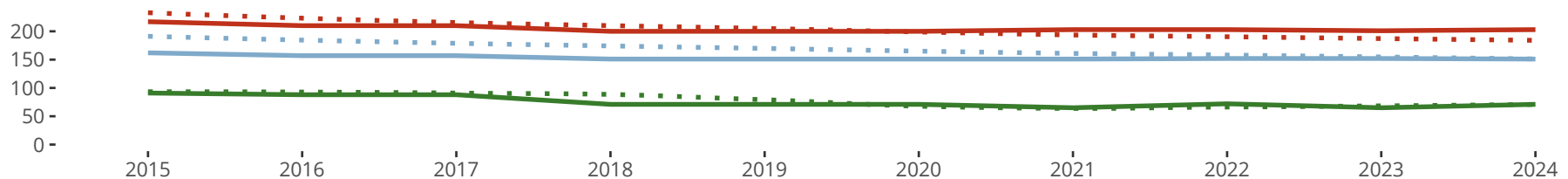
**Statistical Profile for: Immanuel Lutheran Church of Klinger**

*\*Based on annual statistics reported by the congregation.*

Readlyn, IA | Iowa East District | Last Reporting Year: 2024

Ten Year Trends for the Congregation in Membership and Attendance

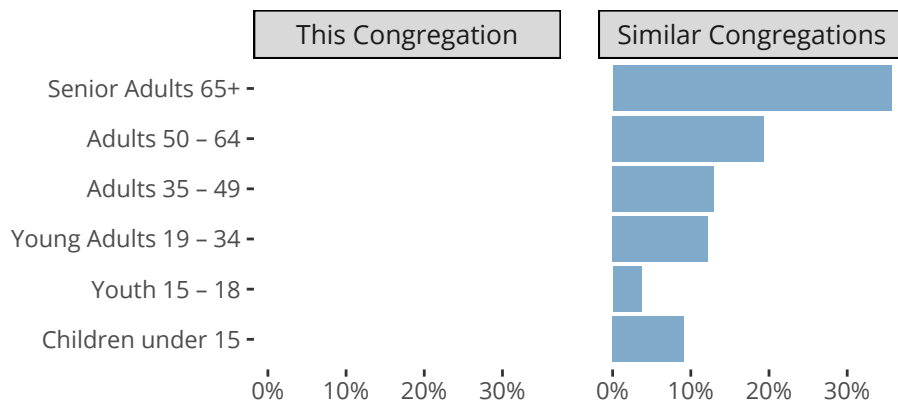
**Statistic** — MEMBERSHIP BAPTIZED — MEMBERSHIP CONFIRMED — AVG WEEKLY ATTEND



B -	217	210	210	200	200	200	203	203	201	203
C -	162	157	157	151	151	151	151	152	152	151
A -	91	88	88	71	71	71	65	72	65	71

The dotted lines represent the average statistics of congregations with similar Confirmed Membership today.

Comparing Age Demographics of Members



Attendance and Annual Gains

	Congregation	Similar
<b>Attendance</b>		
Weekly Average -	71	70
Weekly Visitors -	0	6
Percent Visitors -	0.0%	8.5%
<b>Gains</b>		
Child Baptisms -	3	2
Junior Confirmations -	2	1
Adult Confirmations -	1	3


Similar congregations are other LCMS congregations with similar Confirmed Membership to this congregation.

**Statistical Profile for: Immanuel Lutheran Church of Klinger**

*\*Based on annual statistics reported by the congregation.*

Readlyn, IA | Iowa East District | Last Reporting Year: 2024

**Financial Comparison with Similar Size Congregations**



*The curve represents the distribution of congregations with similar Confirmed Membership.  
 The solid blue line represents the value of this congregation's current statistic.  
 The dashed gray line represents the average value among similar congregations.*

**Statistical Comparison With District and Synod**

	Value	Percentile District	Percentile Synod
<b>People</b>			
Baptized Membership -	203	49%	60%
Confirmed Membership -	151	45%	57%
Worship Attendance -	71	58%	59%
Attendance : Baptized Ratio -	35%	62%	40%
<b>Financials</b>			
Contributions -			
Contribs per Cnf. Member -			
At-Home Expenses -			
Expenses per Bpt. Member -			

*Percentile is the congregation's rank as a percentage of the whole (e.g. 50% would be the middle ranking and 99% would be the highest).*

*If any data on this report is missing, it most likely means the data was not reported for the given year.*