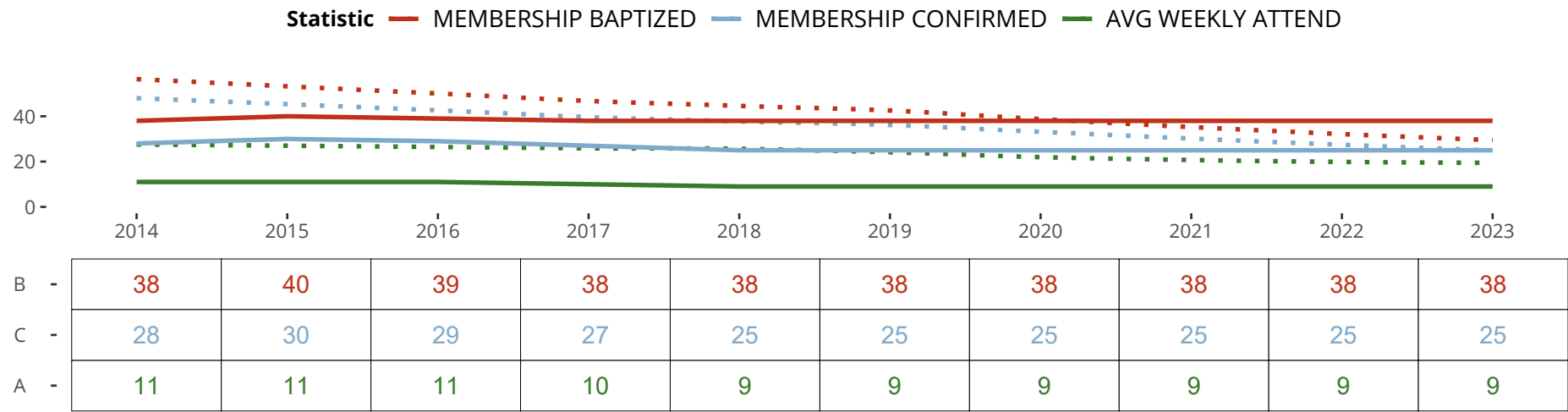


Statistical Profile for: Faith Lutheran Church

Forrest City, AR | Mid-South District | Last Reporting Year: 2018

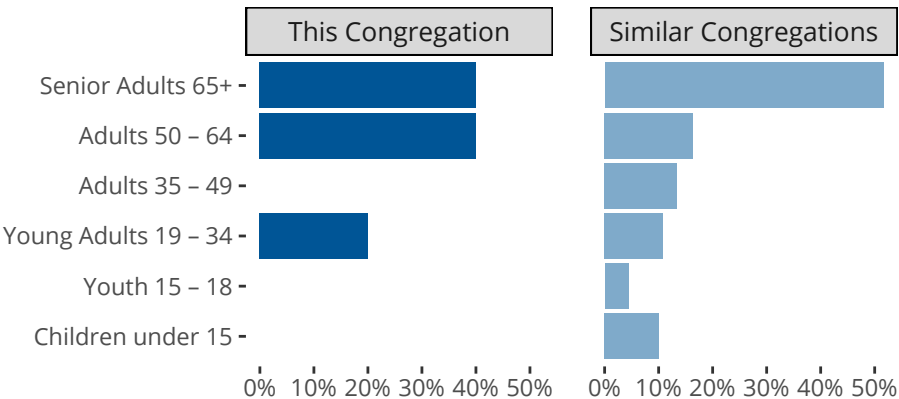
*Based on annual statistics reported by the congregation.

Ten Year Trends for the Congregation in Membership and Attendance



The dotted lines represent the average statistics of congregations with similar Confirmed Membership today.

Comparing Age Demographics of Members



Attendance and Annual Gains

	Congregation	Similar
Attendance		
Weekly Average -	9	19
Weekly Visitors -	1	4
Percent Visitors -	11.1%	15.0%
Gains		
Child Baptisms -	0	1
Junior Confirmations -	0	0
Adult Confirmations -	0	1


Similar congregations are other LCMS congregations with similar Confirmed Membership to this congregation.

Statistical Profile for: Faith Lutheran Church

Forrest City, AR | Mid-South District | Last Reporting Year: 2018

*Based on annual statistics reported by the congregation.

Financial Comparison with Similar Size Congregations



The curve represents the distribution of congregations with similar Confirmed Membership.
The solid blue line represents the value of this congregation's current statistic.
The dashed gray line represents the average value among similar congregations.

Statistical Comparison With District and Synod

	Value	Percentile District	Percentile Synod		Value	Percentile District	Percentile Synod
People				Financials			
Baptized Membership -	38	19%	11%	Contributions -	\$15,849	3%	5%
Confirmed Membership -	25	12%	7%	Contribs per Cnf. Member -	\$634	5%	16%
Worship Attendance -	9	6%	2%	At-Home Expenses -	\$20,178	5%	6%
Attendance : Baptized Ratio -	24%	2%	17%	Expenses per Bpt. Member -	\$531	8%	17%

Percentile is the congregation's rank as a percentage of the whole (e.g. 50% would be the middle ranking and 99% would be the highest).

If any data on this report is missing, it most likely means the data was not reported for the given year.