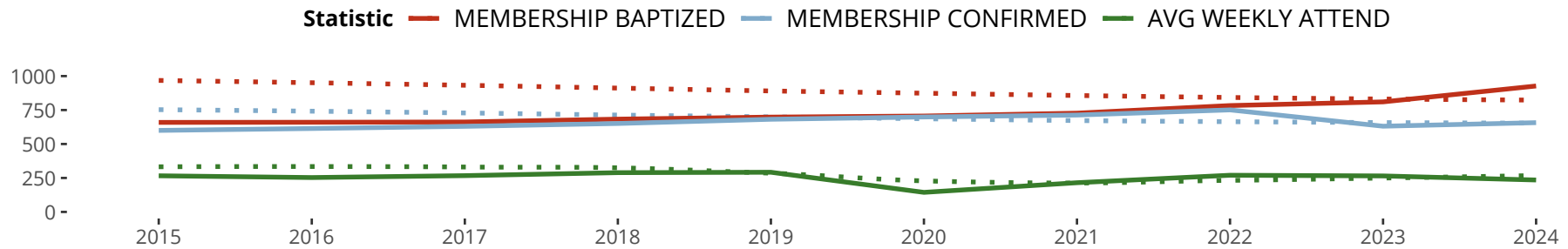


**Statistical Profile for: Saint Pauls Lutheran Church**

*\*Based on annual statistics reported by the congregation.*

Perham, MN | Minnesota North District | Last Reporting Year: 2024

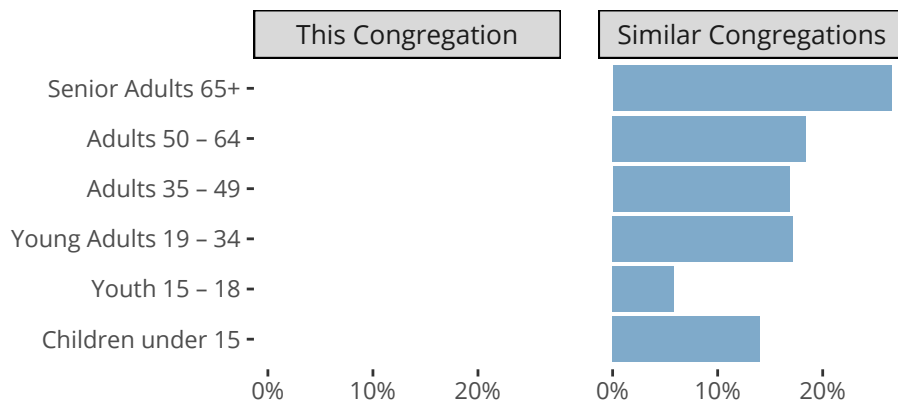
Ten Year Trends for the Congregation in Membership and Attendance



B -	659	660	662	683	698	706	727	783	810	927
C -	600	614	630	651	682	699	713	751	631	657
A -	266	253	267	289	292	144	215	270	265	235

The dotted lines represent the average statistics of congregations with similar Confirmed Membership today.

Comparing Age Demographics of Members



Attendance and Annual Gains

	Congregation	Similar
<b>Attendance</b>		
Weekly Average -	235	263
Weekly Visitors -	10	23
Percent Visitors -	4.3%	8.2%
<b>Gains</b>		
Child Baptisms -	31	10
Junior Confirmations -	26	6
Adult Confirmations -	7	6


Similar congregations are other LCMS congregations with similar Confirmed Membership to this congregation.

**Statistical Profile for: Saint Pauls Lutheran Church**

*\*Based on annual statistics reported by the congregation.*

Perham, MN | Minnesota North District | Last Reporting Year: 2024

**Financial Comparison with Similar Size Congregations**



*The curve represents the distribution of congregations with similar Confirmed Membership.  
 The solid blue line represents the value of this congregation's current statistic.  
 The dashed gray line represents the average value among similar congregations.*

**Statistical Comparison With District and Synod**

	Value	Percentile District	Percentile Synod		Value	Percentile District	Percentile Synod
<b>People</b>				<b>Financials</b>			
Baptized Membership -	927	99%	94%	Contributions -			
Confirmed Membership -	657	98%	93%	Contribs per Cnf. Member -			
Worship Attendance -	235	98%	91%	At-Home Expenses -			
Attendance : Baptized Ratio -	25%	31%	19%	Expenses per Bpt. Member -			

*Percentile is the congregation's rank as a percentage of the whole (e.g. 50% would be the middle ranking and 99% would be the highest).*

*If any data on this report is missing, it most likely means the data was not reported for the given year.*