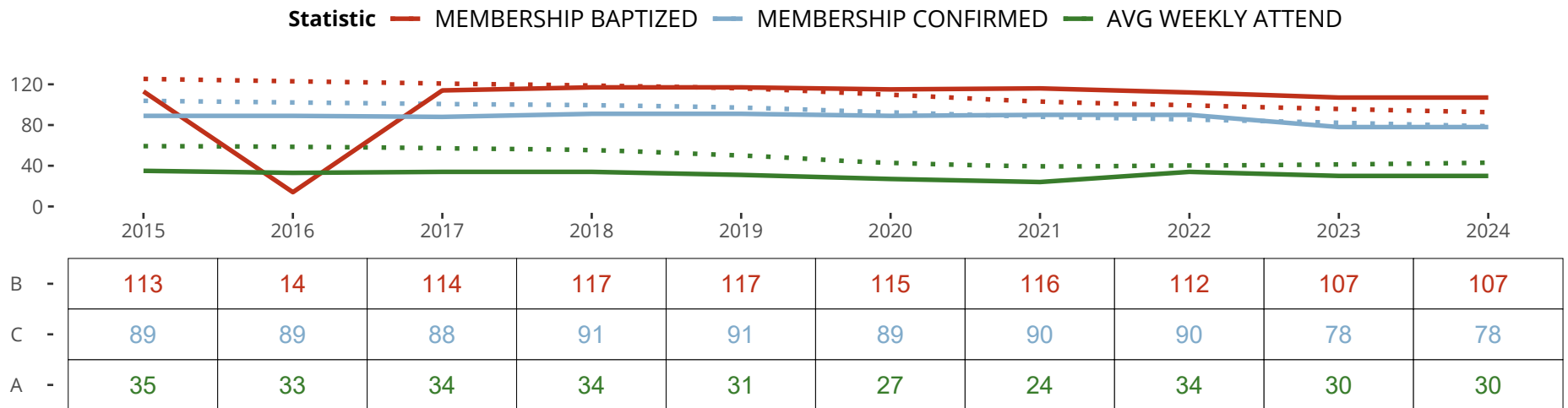


Statistical Profile for: Immanuel Of Iron Hub Lutheran Church

**Based on annual statistics reported by the congregation.*

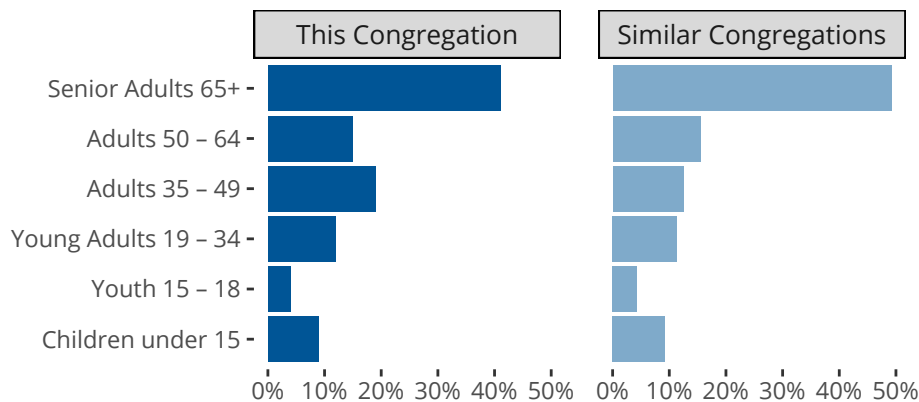
Aitkin, MN | Minnesota North District | Last Reporting Year: 2023

Ten Year Trends for the Congregation in Membership and Attendance



The dotted lines represent the average statistics of congregations with similar Confirmed Membership today.

Comparing Age Demographics of Members



Attendance and Annual Gains

| | Congregation | Similar |
|------------------------|--------------|---------|
| Attendance | | |
| Weekly Average - | 30 | 42 |
| Weekly Visitors - | 1 | 5 |
| Percent Visitors - | 3.3% | 10.5% |
| Gains | | |
| Child Baptisms - | 0 | 2 |
| Junior Confirmations - | 0 | 1 |
| Adult Confirmations - | 0 | 2 |


Similar congregations are other LCMS congregations with similar Confirmed Membership to this congregation.

Statistical Profile for: Immanuel Of Iron Hub Lutheran Church

**Based on annual statistics reported by the congregation.*

Aitkin, MN | Minnesota North District | Last Reporting Year: 2023

Financial Comparison with Similar Size Congregations



*The curve represents the distribution of congregations with similar Confirmed Membership.
 The solid blue line represents the value of this congregation's current statistic.
 The dashed gray line represents the average value among similar congregations.*

Statistical Comparison With District and Synod

| | Value | Percentile District | Percentile Synod | | Value | Percentile District | Percentile Synod |
|-------------------------------|-------|---------------------|------------------|----------------------------|----------|---------------------|------------------|
| People | | | | Financials | | | |
| Baptized Membership - | 107 | 39% | 37% | Contributions - | \$73,119 | 35% | 24% |
| Confirmed Membership - | 78 | 33% | 33% | Contribs per Cnf. Member - | \$937 | 55% | 31% |
| Worship Attendance - | 30 | 27% | 24% | At-Home Expenses - | \$60,444 | 30% | 19% |
| Attendance : Baptized Ratio - | 28% | 41% | 25% | Expenses per Bpt. Member - | \$565 | 42% | 18% |

Percentile is the congregation's rank as a percentage of the whole (e.g. 50% would be the middle ranking and 99% would be the highest).

If any data on this report is missing, it most likely means the data was not reported for the given year.