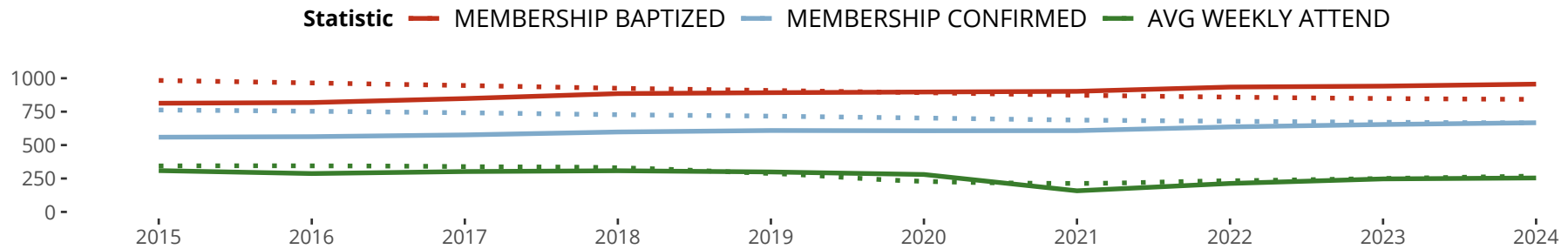


Statistical Profile for: King Of Kings Lutheran Church

**Based on annual statistics reported by the congregation.*

Roseville, MN | Minnesota South District | Last Reporting Year: 2024

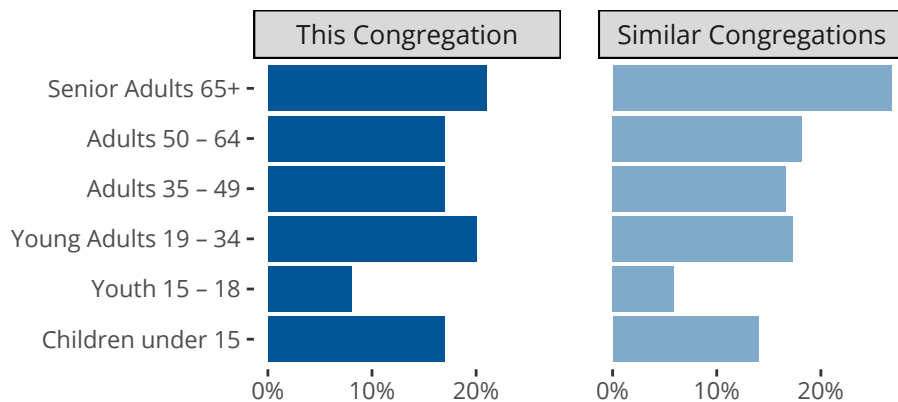
Ten Year Trends for the Congregation in Membership and Attendance



B -	813	818	848	885	892	897	902	934	941	956
C -	559	563	576	598	609	607	608	636	654	667
A -	309	287	302	308	299	280	158	213	247	254

The dotted lines represent the average statistics of congregations with similar Confirmed Membership today.

Comparing Age Demographics of Members



Attendance and Annual Gains

	Congregation	Similar
Attendance		
Weekly Average -	254	264
Weekly Visitors -	20	23
Percent Visitors -	7.9%	8.3%
Gains		
Child Baptisms -	5	11
Junior Confirmations -	6	7
Adult Confirmations -	3	6


Similar congregations are other LCMS congregations with similar Confirmed Membership to this congregation.

Statistical Profile for: King Of Kings Lutheran Church

*Based on annual statistics reported by the congregation.

Roseville, MN | Minnesota South District | Last Reporting Year: 2024

Financial Comparison with Similar Size Congregations



The curve represents the distribution of congregations with similar Confirmed Membership.
 The solid blue line represents the value of this congregation's current statistic.
 The dashed gray line represents the average value among similar congregations.

Statistical Comparison With District and Synod

	Value	Percentile District	Percentile Synod		Value	Percentile District	Percentile Synod
People				Financials			
Baptized Membership -	956	90%	95%	Contributions -	\$933,640	92%	93%
Confirmed Membership -	667	88%	94%	Contribs per Cnf. Member -	\$1,400	72%	56%
Worship Attendance -	254	90%	93%	At-Home Expenses -	\$1,996,393	97%	95%
Attendance : Baptized Ratio -	27%	39%	22%	Expenses per Bpt. Member -	\$2,088	89%	79%

Percentile is the congregation's rank as a percentage of the whole (e.g. 50% would be the middle ranking and 99% would be the highest).

If any data on this report is missing, it most likely means the data was not reported for the given year.