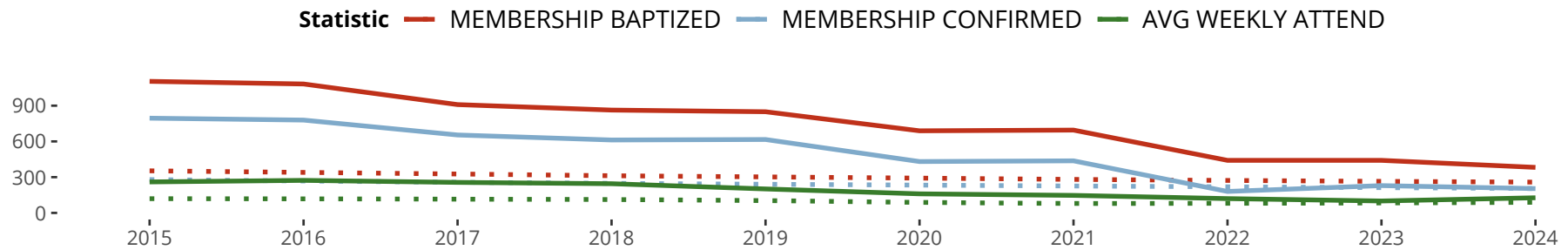


Statistical Profile for: Saint Pauls Lutheran Church

**Based on annual statistics reported by the congregation.*

Prior Lake, MN | Minnesota South District | Last Reporting Year: 2024

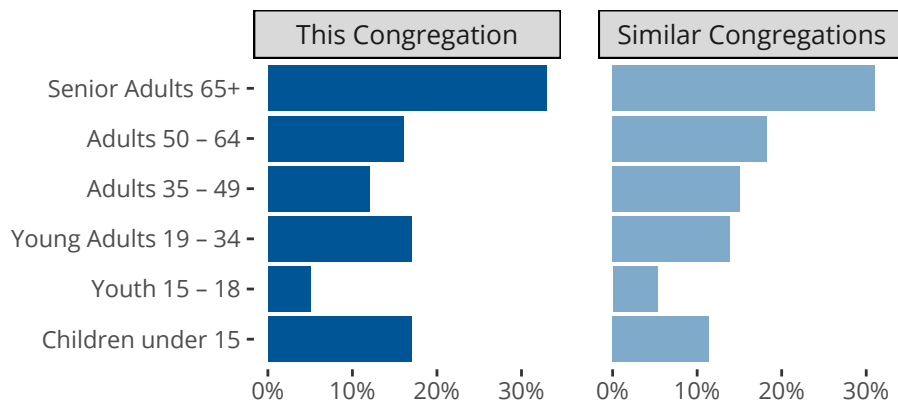
Ten Year Trends for the Congregation in Membership and Attendance



B -	1104	1082	909	863	849	689	695	441	441	382
C -	795	779	654	612	616	431	437	180	229	204
A -	260	273	256	245	201	160	147	120	100	127

The dotted lines represent the average statistics of congregations with similar Confirmed Membership today.

Comparing Age Demographics of Members



Attendance and Annual Gains

	Congregation	Similar
Attendance		
Weekly Average -	127	87
Weekly Visitors -	6	8
Percent Visitors -	4.7%	8.5%
Gains		
Child Baptisms -	12	3
Junior Confirmations -	6	2
Adult Confirmations -	0	2


Similar congregations are other LCMS congregations with similar Confirmed Membership to this congregation.

Statistical Profile for: Saint Pauls Lutheran Church

**Based on annual statistics reported by the congregation.*

Prior Lake, MN | Minnesota South District | Last Reporting Year: 2024

Financial Comparison with Similar Size Congregations



*The curve represents the distribution of congregations with similar Confirmed Membership.
 The solid blue line represents the value of this congregation's current statistic.
 The dashed gray line represents the average value among similar congregations.*

Statistical Comparison With District and Synod

	Value	Percentile District	Percentile Synod		Value	Percentile District	Percentile Synod
People				Financials			
Baptized Membership -	382	63%	80%	Contributions -	\$457,478	76%	81%
Confirmed Membership -	204	49%	67%	Contribs per Cnf. Member -	\$2,243	94%	83%
Worship Attendance -	127	73%	79%	At-Home Expenses -	\$622,877	77%	83%
Attendance : Baptized Ratio -	33%	58%	36%	Expenses per Bpt. Member -	\$1,631	81%	68%

Percentile is the congregation's rank as a percentage of the whole (e.g. 50% would be the middle ranking and 99% would be the highest).

If any data on this report is missing, it most likely means the data was not reported for the given year.