**Statistical Profile for:** ***Faith Lutheran Church***

Saint Edward, NE | Nebraska District | Last Reporting Year: 2025

**Based on annual statistics reported by the congregation.*

## Ten Year Trends for the Congregation in Membership and Attendance

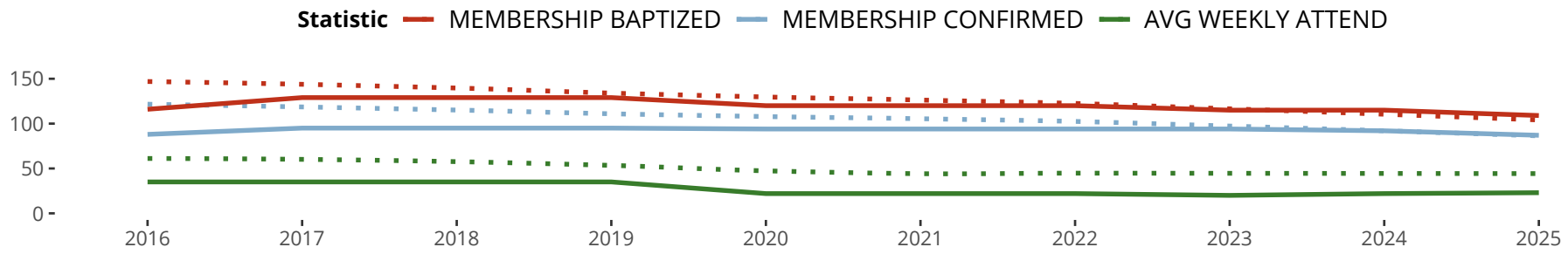


| | 2016 | 2017 | 2018 | 2019 | 2020 | 2021 | 2022 | 2023 | 2024 | 2025 |
|---|---|---|---|---|---|---|---|---|---|---|
| B | 116 | 129 | 129 | 129 | 120 | 120 | 120 | 115 | 115 | 109 |
| C | 88 | 95 | 95 | 95 | 94 | 94 | 94 | 94 | 92 | 87 |
| A | 35 | 35 | 35 | 35 | 22 | 22 | 22 | 20 | 22 | 23 |

*The dotted lines represent the average statistics of congregations with similar Confirmed Membership today.*

## Comparing Age Demographics of Members

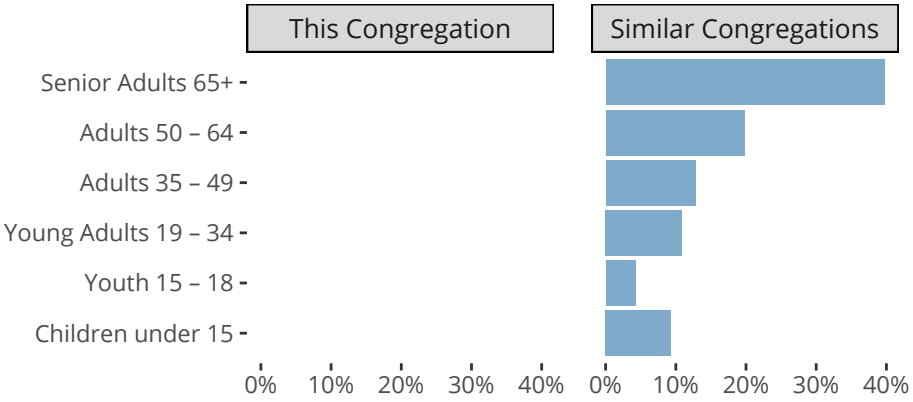


## Attendance and Annual Gains

| | Congregation | Similar |
|---|---|---|
| **Attendance** | | |
| Weekly Average | 23 | 44 |
| Weekly Visitors | 2 | 4 |
| Percent Visitors | 8.7% | 8.3% |
| **Gains** | | |
| Child Baptisms | 0 | 2 |
| Junior Confirmations | 0 | 1 |
| Adult Confirmations | 0 | 2 |

*Similar congregations are other LCMS congregations with similar Confirmed Membership to this congregation.*

**Statistical Profile for:** ***Faith Lutheran Church***

Saint Edward, NE | Nebraska District | Last Reporting Year: 2025

**Based on annual statistics reported by the congregation.*

## Financial Comparison with Similar Size Congregations




*The curve represents the distribution of congregations with similar Confirmed Membership.*
*The solid blue line represents the value of this congregation's current statistic.*
*The dashed gray line represents the average value among similar congregations.*

## Statistical Comparison With District and Synod

| People | Value | Percentile District | Percentile Synod |
|---|---|---|---|
| Baptized Membership | 109 | 26% | 39% |
| Confirmed Membership | 87 | 23% | 38% |
| Worship Attendance | 23 | 11% | 17% |
| Attendance : Baptized Ratio | 21% | 13% | 11% |

| Financials | Value | Percentile District | Percentile Synod |
|---|---|---|---|
| Contributions | | | |
| Contribs per Cnf. Member | | | |
| At-Home Expenses | | | |
| Expenses per Bpt. Member | | | |

*Percentile is the congregation's rank as a percentage of the whole (e.g. 50% would be the middle ranking and 99% would be the highest).*

*If any data on this report is missing, it most likely means the data was not reported for the given year.*