Statistical Profile for: ***Redeemer Lutheran Church***

Woodworth, ND | North Dakota District | Last Reporting Year: 2025

**Based on annual statistics reported by the congregation.*

Ten Year Trends for the Congregation in Membership and Attendance

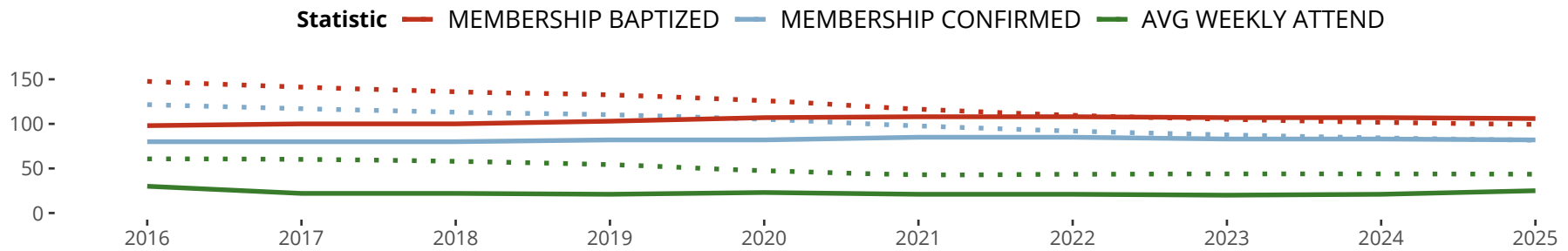

	2016	2017	2018	2019	2020	2021	2022	2023	2024	2025
B	98	100	100	103	107	108	108	107	107	106
C	80	80	80	82	82	85	85	83	83	82
A	30	22	22	21	23	21	21	20	21	25

The dotted lines represent the average statistics of congregations with similar Confirmed Membership today.

Comparing Age Demographics of Members

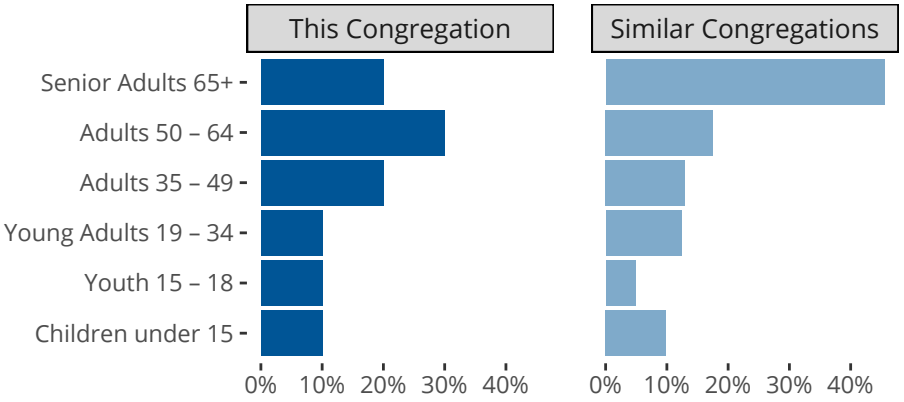

Attendance and Annual Gains

	Congregation	Similar
Attendance		
Weekly Average	25	43
Weekly Visitors	2	5
Percent Visitors	8.0%	11.8%
Gains		
Child Baptisms	0	2
Junior Confirmations	0	1
Adult Confirmations	0	2

Similar congregations are other LCMS congregations with similar Confirmed Membership to this congregation.

Statistical Profile for: ***Redeemer Lutheran Church***

Woodworth, ND | North Dakota District | Last Reporting Year: 2025

**Based on annual statistics reported by the congregation.*

Financial Comparison with Similar Size Congregations



The curve represents the distribution of congregations with similar Confirmed Membership.
The solid blue line represents the value of this congregation's current statistic.
The dashed gray line represents the average value among similar congregations.

Statistical Comparison With District and Synod

People	Value	Percentile District	Percentile Synod
Baptized Membership	106	45%	38%
Confirmed Membership	82	41%	35%
Worship Attendance	25	36%	19%
Attendance : Baptized Ratio	24%	33%	15%

Financials	Value	Percentile District	Percentile Synod
Contributions	$25,331	8%	8%
Contribs per Cnf. Member	$309	2%	4%
At-Home Expenses	$24,743	8%	8%
Expenses per Bpt. Member	$233	4%	5%

Percentile is the congregation's rank as a percentage of the whole (e.g. 50% would be the middle ranking and 99% would be the highest).

If any data on this report is missing, it most likely means the data was not reported for the given year.