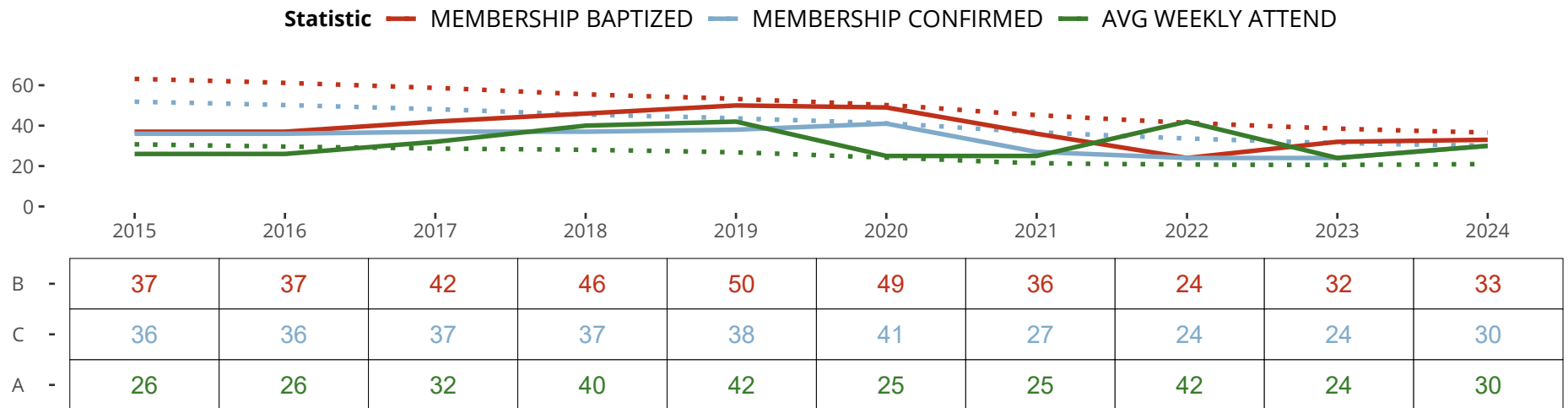


**Statistical Profile for: Faith Lutheran Church**

*\*Based on annual statistics reported by the congregation.*

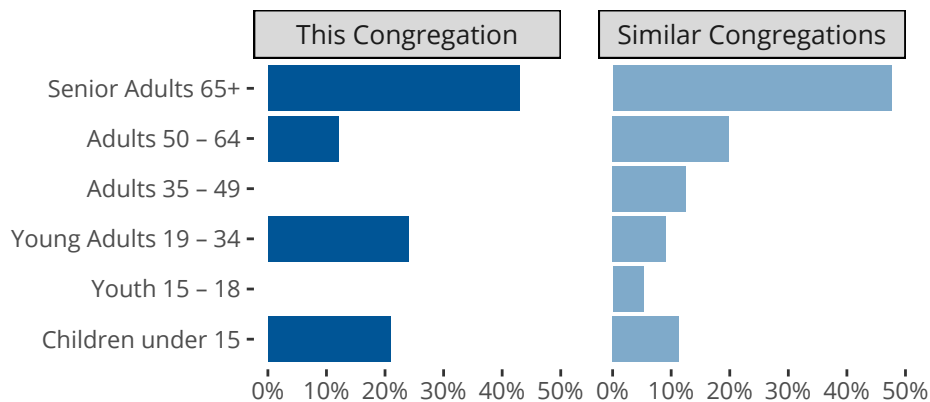
Beaufort, SC | Southeastern District | Last Reporting Year: 2024

Ten Year Trends for the Congregation in Membership and Attendance



The dotted lines represent the average statistics of congregations with similar Confirmed Membership today.

Comparing Age Demographics of Members



Attendance and Annual Gains

	Congregation	Similar
<b>Attendance</b>		
Weekly Average -	30	21
Weekly Visitors -	11	2
Percent Visitors -	36.7%	12.0%
<b>Gains</b>		
Child Baptisms -	1	1
Junior Confirmations -	3	0
Adult Confirmations -	1	1


Similar congregations are other LCMS congregations with similar Confirmed Membership to this congregation.

**Statistical Profile for: Faith Lutheran Church**

*\*Based on annual statistics reported by the congregation.*

Beaufort, SC | Southeastern District | Last Reporting Year: 2024

**Financial Comparison with Similar Size Congregations**



*The curve represents the distribution of congregations with similar Confirmed Membership.  
 The solid blue line represents the value of this congregation's current statistic.  
 The dashed gray line represents the average value among similar congregations.*

**Statistical Comparison With District and Synod**

	Value	Percentile District	Percentile Synod		Value	Percentile District	Percentile Synod
<b>People</b>				<b>Financials</b>			
Baptized Membership -	33	10%	9%	Contributions -	\$72,000	23%	24%
Confirmed Membership -	30	12%	10%	Contribs per Cnf. Member -	\$2,400	73%	86%
Worship Attendance -	30	25%	24%	At-Home Expenses -	\$49,700	15%	16%
Attendance : Baptized Ratio -	91%	96%	96%	Expenses per Bpt. Member -	\$1,506	49%	65%

*Percentile is the congregation's rank as a percentage of the whole (e.g. 50% would be the middle ranking and 99% would be the highest).*

*If any data on this report is missing, it most likely means the data was not reported for the given year.*