Statistical Profile for: ***Faith Lutheran Church***

Mexia, TX | Texas District | Last Reporting Year: 2025

**Based on annual statistics reported by the congregation.*

Ten Year Trends for the Congregation in Membership and Attendance

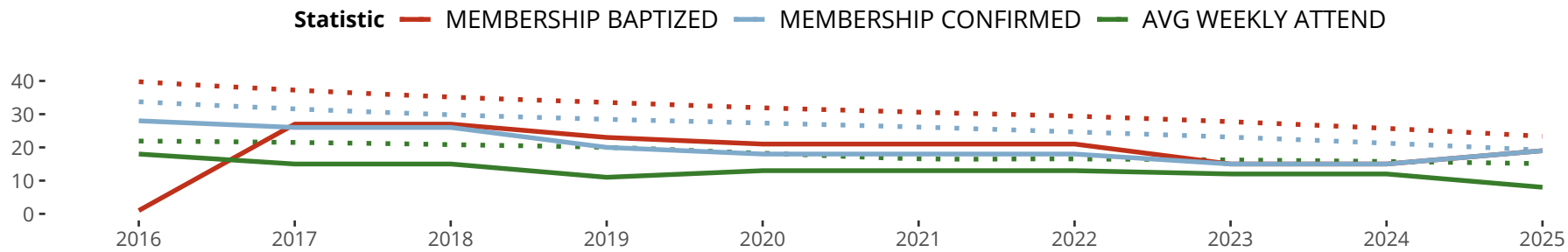

	2016	2017	2018	2019	2020	2021	2022	2023	2024	2025
B	1	27	27	23	21	21	21	15	15	19
C	28	26	26	20	18	18	18	15	15	19
A	18	15	15	11	13	13	13	12	12	8

The dotted lines represent the average statistics of congregations with similar Confirmed Membership today.

Comparing Age Demographics of Members

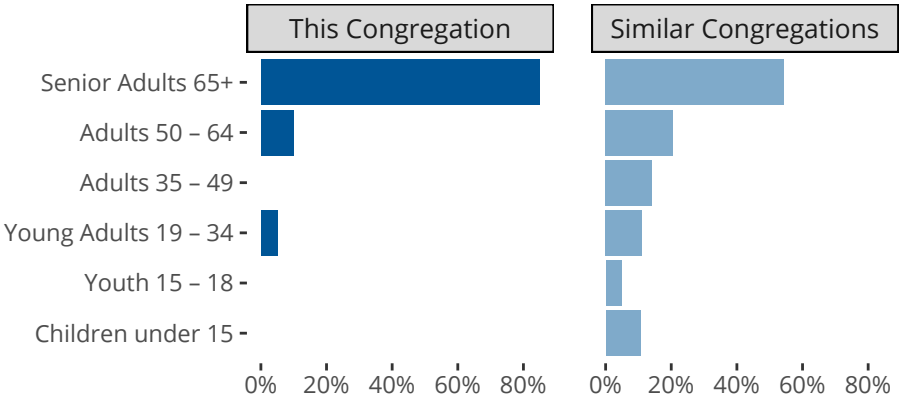

Attendance and Annual Gains

	Congregation	Similar
Attendance		
Weekly Average	8	15
Weekly Visitors	1	2
Percent Visitors	12.5%	14.0%
Gains		
Child Baptisms	0	1
Junior Confirmations	0	0
Adult Confirmations	0	1

Similar congregations are other LCMS congregations with similar Confirmed Membership to this congregation.

Statistical Profile for: ***Faith Lutheran Church***

Mexia, TX | Texas District | Last Reporting Year: 2025

**Based on annual statistics reported by the congregation.*

Financial Comparison with Similar Size Congregations



The curve represents the distribution of congregations with similar Confirmed Membership.
The solid blue line represents the value of this congregation's current statistic.
The dashed gray line represents the average value among similar congregations.

Statistical Comparison With District and Synod

People	Value	Percentile District	Percentile Synod
Baptized Membership	19	6%	4%
Confirmed Membership	19	8%	5%
Worship Attendance	8	3%	2%
Attendance : Baptized Ratio	42%	36%	52%

Financials	Value	Percentile District	Percentile Synod
Contributions			
Contribs per Cnf. Member			
At-Home Expenses			
Expenses per Bpt. Member			

Percentile is the congregation's rank as a percentage of the whole (e.g. 50% would be the middle ranking and 99% would be the highest).

If any data on this report is missing, it most likely means the data was not reported for the given year.