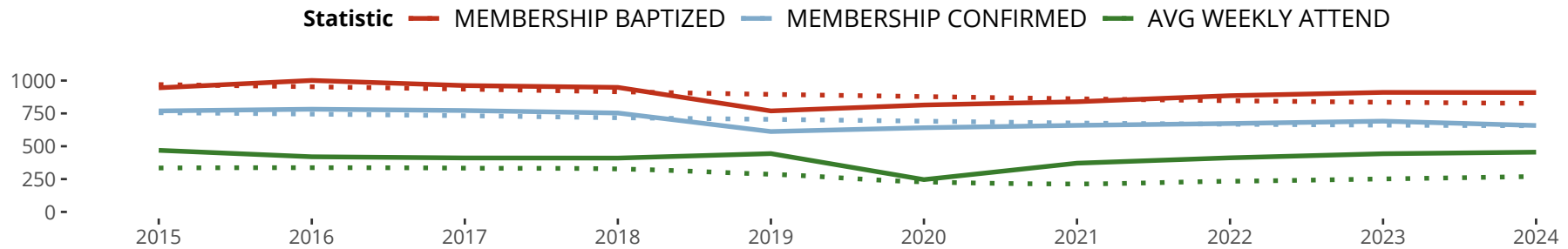


Statistical Profile for: Saint Mark Lutheran Church

**Based on annual statistics reported by the congregation.*

Houston, TX | Texas District | Last Reporting Year: 2024

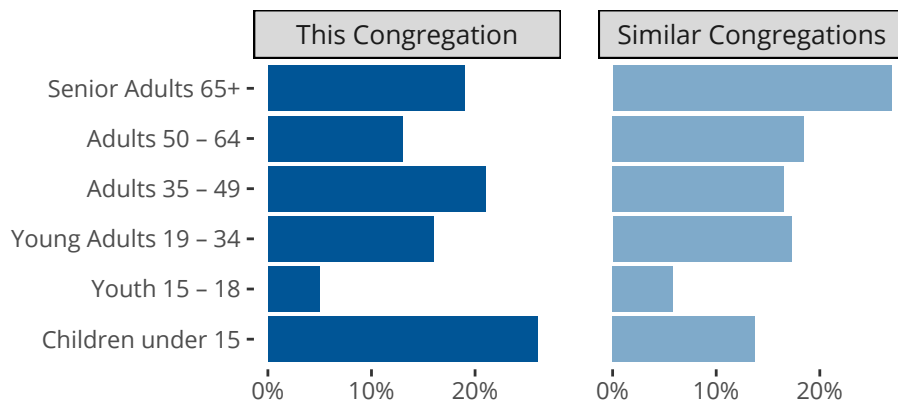
Ten Year Trends for the Congregation in Membership and Attendance



B -	945	1001	962	948	769	814	839	885	910	909
C -	769	782	772	753	612	641	659	673	691	658
A -	469	420	411	410	444	246	371	412	443	455

The dotted lines represent the average statistics of congregations with similar Confirmed Membership today.

Comparing Age Demographics of Members



Attendance and Annual Gains

	Congregation	Similar
Attendance		
Weekly Average -	455	265
Weekly Visitors -	25	23
Percent Visitors -	5.5%	8.3%
Gains		
Child Baptisms -	43	10
Junior Confirmations -	8	7
Adult Confirmations -	42	6


Similar congregations are other LCMS congregations with similar Confirmed Membership to this congregation.

Statistical Profile for: Saint Mark Lutheran Church

**Based on annual statistics reported by the congregation.*

Houston, TX | Texas District | Last Reporting Year: 2024

Financial Comparison with Similar Size Congregations



*The curve represents the distribution of congregations with similar Confirmed Membership.
 The solid blue line represents the value of this congregation's current statistic.
 The dashed gray line represents the average value among similar congregations.*

Statistical Comparison With District and Synod

	Value	Percentile District	Percentile Synod		Value	Percentile District	Percentile Synod
People				Financials			
Baptized Membership -	909	94%	94%	Contributions -	\$1,908,959	95%	98%
Confirmed Membership -	658	92%	93%	Contribs per Cnf. Member -	\$2,901	82%	92%
Worship Attendance -	455	96%	98%	At-Home Expenses -	\$10,798,729	99%	99%
Attendance : Baptized Ratio -	50%	58%	69%	Expenses per Bpt. Member -	\$11,880	99%	99%

Percentile is the congregation's rank as a percentage of the whole (e.g. 50% would be the middle ranking and 99% would be the highest).

If any data on this report is missing, it most likely means the data was not reported for the given year.