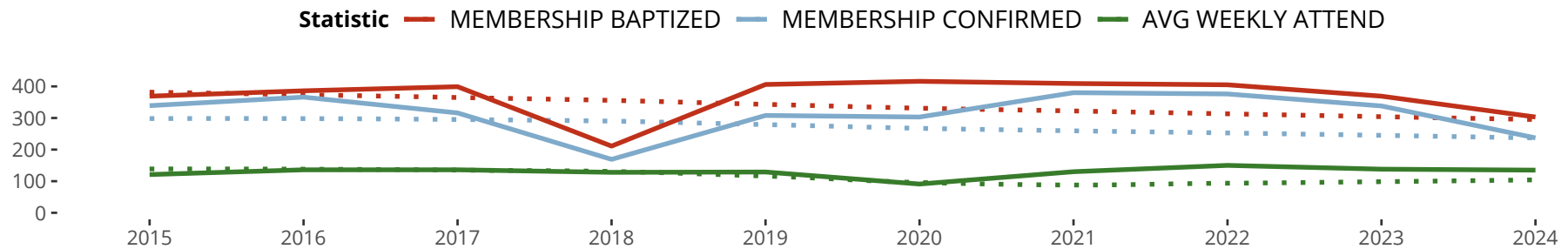


Statistical Profile for: Saint Paul Lutheran Church

**Based on annual statistics reported by the congregation.*

Cumberland, WI | North Wisconsin District | Last Reporting Year: 2024

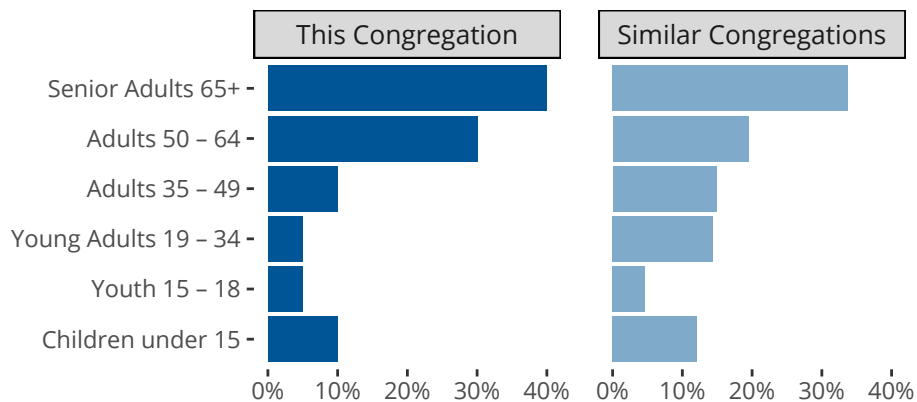
Ten Year Trends for the Congregation in Membership and Attendance



B -	369	386	399	211	406	416	409	405	369	303
C -	339	366	316	169	308	303	380	376	338	237
A -	121	136	136	128	129	91	130	150	138	135

The dotted lines represent the average statistics of congregations with similar Confirmed Membership today.

Comparing Age Demographics of Members



Attendance and Annual Gains

	Congregation	Similar
Attendance		
Weekly Average -	135	102
Weekly Visitors -	10	9
Percent Visitors -	7.4%	7.6%
Gains		
Child Baptisms -	7	4
Junior Confirmations -	0	2
Adult Confirmations -	9	2


Similar congregations are other LCMS congregations with similar Confirmed Membership to this congregation.

Statistical Profile for: Saint Paul Lutheran Church

**Based on annual statistics reported by the congregation.*

Cumberland, WI | North Wisconsin District | Last Reporting Year: 2024

Financial Comparison with Similar Size Congregations



*The curve represents the distribution of congregations with similar Confirmed Membership.
 The solid blue line represents the value of this congregation's current statistic.
 The dashed gray line represents the average value among similar congregations.*

Statistical Comparison With District and Synod

	Value	Percentile District	Percentile Synod		Value	Percentile District	Percentile Synod
People				Financials			
Baptized Membership -	303	64%	73%	Contributions -	\$320,432	78%	71%
Confirmed Membership -	237	62%	72%	Contribs per Cnf. Member -	\$1,352	87%	53%
Worship Attendance -	135	80%	81%	At-Home Expenses -	\$252,289	73%	62%
Attendance : Baptized Ratio -	45%	82%	59%	Expenses per Bpt. Member -	\$833	63%	33%

Percentile is the congregation's rank as a percentage of the whole (e.g. 50% would be the middle ranking and 99% would be the highest).

If any data on this report is missing, it most likely means the data was not reported for the given year.