Statistical Profile for: ***Mount Calvary Lutheran Church***

Sundance, WY | Wyoming District | Last Reporting Year: 2024

**Based on annual statistics reported by the congregation.*

Ten Year Trends for the Congregation in Membership and Attendance

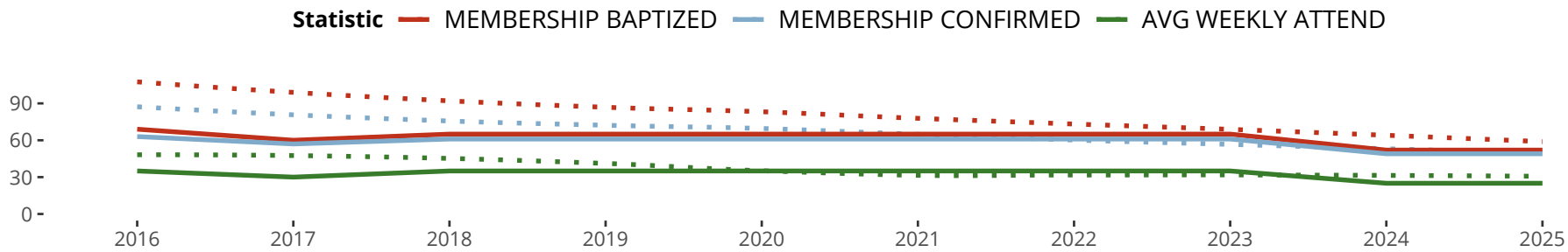

	2016	2017	2018	2019	2020	2021	2022	2023	2024	2025
B	69	60	65	65	65	65	65	65	52	52
C	63	57	61	61	61	61	61	61	49	49
A	35	30	35	35	35	35	35	35	25	25

The dotted lines represent the average statistics of congregations with similar Confirmed Membership today.

Comparing Age Demographics of Members

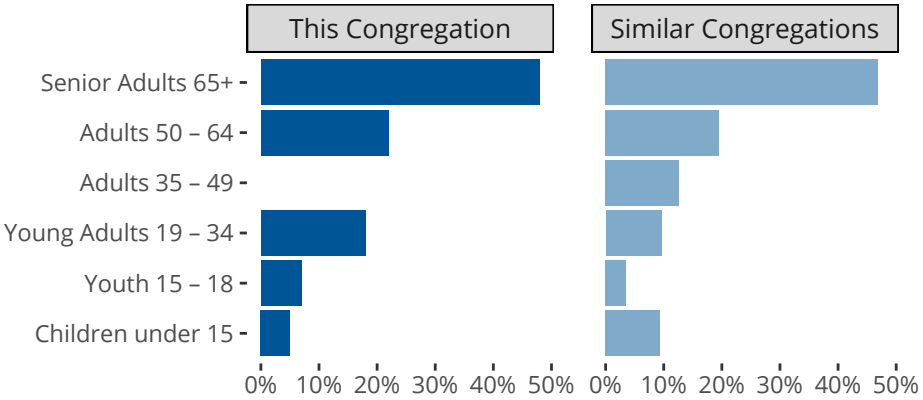

Attendance and Annual Gains

	Congregation	Similar
Attendance		
Weekly Average	25	30
Weekly Visitors	0	4
Percent Visitors	0.0%	11.0%
Gains		
Child Baptisms	1	2
Junior Confirmations	0	0
Adult Confirmations	0	1

Similar congregations are other LCMS congregations with similar Confirmed Membership to this congregation.

Statistical Profile for: ***Mount Calvary Lutheran Church***

Sundance, WY | Wyoming District | Last Reporting Year: 2024

**Based on annual statistics reported by the congregation.*

Financial Comparison with Similar Size Congregations



The curve represents the distribution of congregations with similar Confirmed Membership.
The solid blue line represents the value of this congregation's current statistic.
The dashed gray line represents the average value among similar congregations.

Statistical Comparison With District and Synod

	Value	Percentile District	Percentile Synod
People			
Baptized Membership	52	27%	18%
Confirmed Membership	49	34%	20%
Worship Attendance	25	32%	19%
Attendance : Baptized Ratio	48%	61%	64%

	Value	Percentile District	Percentile Synod
Financials			
Contributions	$56,372	15%	18%
Contribs per Cnf. Member	$1,150	30%	40%
At-Home Expenses	$68,372	20%	21%
Expenses per Bpt. Member	$1,315	68%	54%

Percentile is the congregation's rank as a percentage of the whole (e.g. 50% would be the middle ranking and 99% would be the highest).

If any data on this report is missing, it most likely means the data was not reported for the given year.